

# PARK LANE

astro

## GENERAL

|                           |                            |
|---------------------------|----------------------------|
| LOCATION:                 | Interior                   |
| CLASS:                    | CE (Class 1)               |
| IP RATING:                | IP20                       |
| BATHROOM ZONE:            | Zone 3                     |
| VOLTAGE:                  | Mains 230V                 |
| INSTALLATION ORIENTATION: | Wall Mount                 |
| MAIN MATERIAL:            | Metal - Mild Steel         |
| DIMENSIONS:               | H: 205mm W: 250mm D: 135mm |
| CUT OUT HOLE:             | Not Applicable             |
| RECESS DEPTH:             | Not Applicable             |
| FIRE RATING:              | Not Applicable             |
| CABLE LENGTH:             | Not Applicable             |
| GROSS WEIGHT:             | 1.30Kg                     |

## LAMP

|                            |                |
|----------------------------|----------------|
| LIGHT SOURCE:              | E14/SES        |
| MAXIMUM WATTAGE:           | 60W MAX        |
| LAMP INCLUDED:             | No             |
| MAXIMUM LAMP LENGTH:       | 95mm           |
| R9:                        | Lamp Dependent |
| MACADAM ELLIPSE:           | Not Applicable |
| TILT ADJUSTABLE ANGLE:     | Not Applicable |
| ROTATION ADJUSTABLE ANGLE: | Not Applicable |
| AVERAGE LIFESPAN:          | Lamp Dependent |
| L70:                       | Not Applicable |
| BEAM ANGLE:                | Not Applicable |

## ELECTRICAL

|                          |                |
|--------------------------|----------------|
| SWITCHED:                | No             |
| DIMMABLE:                | Yes            |
| DIMMING METHOD:          | Lamp Dependent |
| DRIVER INCLUDED:         | Not Applicable |
| DRIVER OUTPUT CURRENT:   | Not Applicable |
| DRIVER OUTPUT VOLTAGE:   | Not Applicable |
| SUPPLY FREQUENCY:        | Not Applicable |
| DRIVER/BALLAST VOLTAGE:  | Not Applicable |
| DRIVER AVERAGE LIFESPAN: | Not Applicable |
| EFFICACY:                | Lamp Dependent |

## ADDITIONAL INFORMATION

|                 |                                              |
|-----------------|----------------------------------------------|
| SHADE INCLUDED: | Yes                                          |
| SHADE MATERIAL: | Fabric                                       |
| F MARK:         | Suitable for mounting on flammable materials |



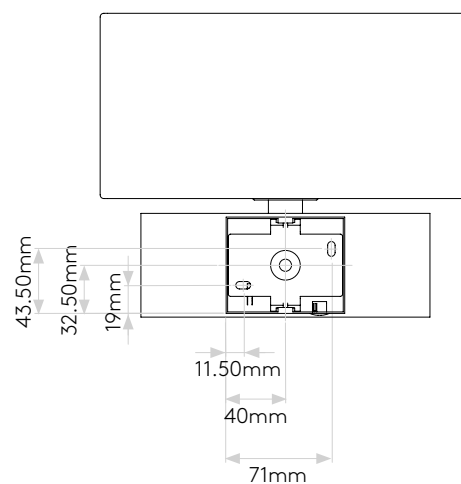
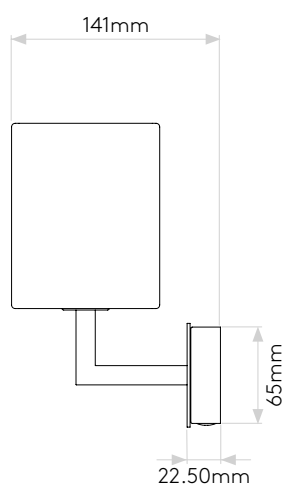
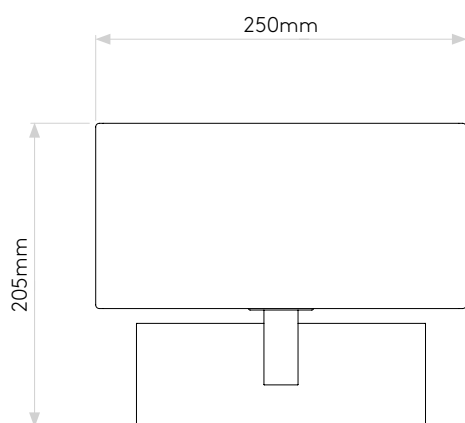
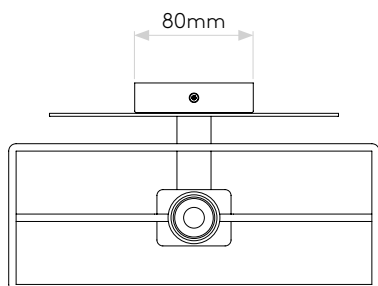
CODE: 1080044 (8213)  
FINISH: BRONZE

TO MAINTAIN THIS PRODUCT TO ITS BEST CONDITION, PLEASE VIEW OUR CARE AND CLEANING GUIDE ON THE SUPPORT SECTION OF THE ASTRO WEBSITE.

Pour entretenir au mieux ce produit, veuillez consulter notre guide d'entretien et de nettoyage, dans la rubrique d'aide sur le site Web d'Astro.

Um dieses Produkt im besten Zustand zu erhalten, beachten Sie bitte unseren Leitfaden zu Pflege und Reinigung im Abschnitt „Support“ auf der Astro-Website.

Per mantenere questo prodotto nelle sue migliori condizioni, consultare la nostra guida per la manutenzione e la pulizia nella sezione dedicata all'assistenza del sito Web Astro.



Please note that some dimensions may vary slightly due to manufacturing tolerances, this includes cable entry and fixing holes

Veillez noter que certaines dimensions peuvent varier légèrement en raison des tolérances de fabrication, y compris l'entrée de câble et les trous de fixation.

Bitte beachten Sie, dass die Maße Fertigungstoleranzen unterliegen und daher in geringem Umfang von der angegebenen Größe abweichen können. Dies gilt auch für Kabeleingänge und Befestigungslöcher.

Si prega notare che possono esserci piccole variazioni in alcune dimensioni dovute alle tolleranze di produzione, queste includono l'ingresso del cavo e i fori di fissaggio.